

Copper Oxide Nanoparticle-Catalyzed Coupling of Diaryl Diselenide with Aryl Halides under Ligand-Free Conditions

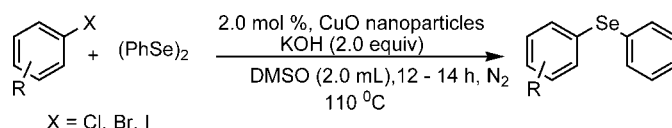
Vutukuri Prakash Reddy, Akkilagunta Vijay Kumar, Kokkiral Swapna, and Kakulapati Rama Rao*

Organic Chemistry Division-I, Indian Institute of Chemical Technology,
Hyderabad-500 007, India

kakulapatirama@gmail.com

Received November 26, 2008

ABSTRACT



A new, efficient and ligand-free cross-coupling reaction of aryl halides and diaryl diselenides using a catalytic amount of nanocrystalline CuO as a recyclable catalyst with KOH as the base in DMSO at 110 °C is reported. This protocol has been utilized for the synthesis of a variety of aryl selenides in excellent yields from the readily available aryl halides and diaryl diselenides.

Diaryl selenides play an important role in organic chemistry, acting as versatile reagents in organic synthesis¹ and catalysis.² The biological and medicinal properties of selenium and organo selenium compounds are also increasingly appreciated, mainly due to their antioxidant, antitumor, antimicrobial, anticancer, and antiviral properties.³

Traditional methods for the formation of a C–Se bond require photochemical or harsh reaction conditions such as the use of polar and toxic solvents like HMPA and high

reaction temperatures,⁴ reaction of aryl halide and benzeneselenate anion in liquid ammonia under UV light, reaction of sodium selenide with arenediazonium salts, etc.⁵ In general, to avoid handling unstable reagents such as selenols because of their instability against air and/or moisture and foul-smelling nature, diphenyl diselenides are used as starting materials. Cristau and co-workers were the first to show that aryl selenides can be obtained by cross-coupling of aryl halides and sodium benzeneselenolate using Ni(II)-based catalysts.⁶ Several Copper, and palladium-based catalysts in combination with various ligands are generally employed for this coupling reaction.⁷ Recently Engman reported the synthesis of diaryl selenides in the presence of a copper(I)-

(1) (a) Krief, A.; Hevesi, L. *Organoselenium Chemistry I*; Springer: Berlin, 1988. (b) Comassetto, J. V.; Ling, L. W.; Petragnani, N.; Stefani, H. A. *Synthesis* **1997**, 373. (c) *Organoselenium Chemistry: A Practical Approach*; Back, T. G., Ed.; Oxford University Press: Oxford, UK, 1999. (d) Procter, D. J. *J. Chem. Soc., Perkin Trans. 1* **2000**, 835.

(2) (a) Braga, A. L.; Lüdtkke, D. S.; Vargas, F.; Braga, R. C. *Synlett* **2006**, 1453. (b) Braga, A. L.; Vargas, F.; Sehnem, J. A.; Braga, R. C. *J. Org. Chem.* **2005**, *70*, 9021. (c) Braga, A. L.; Paixao, M. W.; Lüdtkke, D. S.; Silveira, C. C.; Rodrigues, O. E. D. *Org. Lett.* **2003**, *5*, 3635. (d) Braga, A. L.; Silva, S. J. N.; Lüdtkke, D. S.; Drekenner, R. L.; Silveira, C. C.; Rocha, J. B. T.; Wessjohann, L. A. *Tetrahedron Lett.* **2002**, *43*, 7329. (e) Braga, A. L.; Paixao, M. W.; Marin, G. *Synlett* **2005**, 1975. (f) Braga, A. L.; Lüdtkke, D. S.; Sehnem, J. A.; Alberto, E. E. *Tetrahedron* **2005**, *61*, 11664.

(3) (a) Back, T. G.; Moussa, Z. *J. Am. Chem. Soc.* **2003**, *125*, 13455. (b) Nogueira, C. W.; Zeni, G.; Rocha, J. B. T. *Chem. Rev.* **2004**, *104*, 6255. (c) Anderson, C.-M.; Hallberg, A.; Högberg, T. *Adv. Drug. Res.* **1996**, *28*, 65. (d) Clark, L. C.; Combs, G. F.; Turnbull, B. W.; Slate, E. H.; Chalker, D. K.; Chow, J.; Davis, L. S.; Glover, R. A.; Graham, G. F.; Gross, E. G.; Krongrad, A.; Lesher, J. L.; Park, K.; Sanders, B. B.; Smith, C. L.; Taylor, R. *J. Am. Med. Assoc.* **1996**, *276*, 1957.

(4) (a) Suzuki, H.; Abe, H.; Osuka, A. *Chem. Lett.* **1981**, 151. (b) Osuka, A.; Ohmasa, N.; Suzuki, H. *Synth. Commun.* **1982**, 857. (c) Andersson, C. M.; Hallberg, A.; Linden, M.; Brattsand, R.; Moldeus, P.; Cotgreave, I. *Free Radic. Biol. Med.* **1994**, *16*, 17. (d) Andersson, C. M.; Hallberg, A.; Högberg, T. *Adv. Drug. Res.* **1996**, *28*, 65.

(5) (a) Ayrey, G.; Barnard, D.; Woodbridge, D. T. *J. Chem. Soc.* **1962**, 2089. (b) Pierini, A. B.; Rossi, R. A. *J. Organomet. Chem.* **1978**, 144. (c) Pierini, A. B.; Rossi, R. A. *J. Org. Chem.* **1979**, *44*, 4667. (d) Rossi, R. A.; Penerori, A. B. *J. Org. Chem.* **1984**, *46*, 4580. (e) Tiecco, M.; Testaferri, L.; Tingoli, M.; Chianelli, D.; Montanucci, M. *Tetrahedron Lett.* **1984**, *25*, 4975. (f) Tiecco, M.; Testaferri, L.; Tingoli, M.; Chianelli, D.; Montanucci, M. *J. Org. Chem.* **1983**, *48*, 4289.

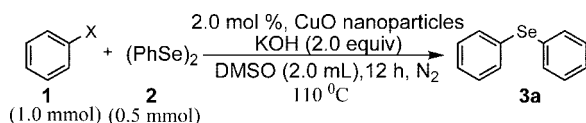
(6) Cristau, H. J.; Chabaud, B.; Labaudiniere, R.; Christol, H. *Organometallics* **1985**, *4*, 657.

catalyst, 2,2'-bipyridyl and magnesium under microwave heating.⁸ Most of these metal-catalyzed reactions involve specially designed ligands or well-defined catalysts/reagents, which may increase the cost and limit the scope of applications. It is desirable to find novel catalytic procedures especially in the absence of any ligand for an efficient access to such highly useful organic products.

In general, nanoscale heterogeneous catalysts offer higher surface area and low-coordinated sites, which are responsible for the higher catalytic activity.⁹ However, till now, the investigation of nanoparticles as catalysts has been rare. In this regard, we envisaged the application of readily available and inexpensive copper oxide nano particles as a catalyst. Recently, it has been employed as a heterogeneous catalyst for various organic transformations.¹⁰ This inspired us to focus on the aspect of copper oxide nano particle catalysis for the formation of aryl-selenium bonds. The copper based catalysts are also attractive both from economic and industrial points of view as compared to palladium.

Herein, we wish to report the catalysis by copper oxide nanoparticles for the formation of aryl-selenium bonds in a very efficient manner. In a preliminary reaction, iodobenzene **1** was treated with diphenyl diselenide **2** in the presence of 2 mol % of CuO nano particles and KOH (2.0 equiv) in DMSO (2.0 mL) for 12 h, the corresponding diaryl selenide **3a** was obtained in 94% yield (Scheme 1). To the best of

Scheme 1. CuO Nanoparticles Catalyzed C–Se Coupling Reaction



our knowledge, this is the first CuO nano particles-catalyzed coupling of aryl halides with diphenyl diselenide to form diaryl selenide.

To optimize the reaction conditions, first we tried the dependence of the Se-arylation of iodobenzene **1** with diphenyl diselenide **2** on the nature of the base. KOH and

CS₂CO₃ provided the arylated compound **3a** in moderate to excellent yields (Table 1, entries 2, and 4) where as other

Table 1. Nano CuO Oxide-Catalyzed Cross-Coupling of Diphenyl Diselenide with Iodobenzene^a

entry	base	solvent	temp (°C)	yield ^b (%)
1	K ₃ PO ₄	DMSO	110	26
2	CS ₂ CO ₃	DMSO	110	71
3	KO ^t Bu	DMSO	110	trace
4	KOH	DMSO	110	94
5	KOH	DMSO	80	76
6	KOH	DMSO	rt	25
7	KOH	PhMe	110	trace
8	KOH	DMF	110	trace
9	NaOMe	DMSO	110	trace
10	CS ₂ CO ₃	PhMe	110	0
11	KO ^t Bu	PhMe	110	0
12	CS ₂ CO ₃	DMF	110	trace
13	KOH	Water	110	0
14	none	DMSO	110	0

^a Reaction conditions: Iodobenzene (1.0 mmol), diphenyl diselenide (0.5 mmol), CuO (2.0 mol %), base (2.0 equiv), solvent (2.0 mL), 110 °C, 12 h, under a nitrogen atmosphere. ^b Isolated yield.

bases such as K₃P0₄, KO^tBu, and NaOMe gave trace amounts of diaryl selenide (Table 1 entries 1, 3, 7–9, and 12). Solvents other than DMSO, such as DMF, and toluene were less effective. Of the bases tested, KOH gave the best results with DMSO as the solvent.¹¹

Next, we investigated the effect of different combinations of various metal nano oxides on the diaryl selenide formation with KOH in DMSO at 110 °C using different substituted aryl iodides (Table 2). However, their catalytic activities were

Table 2. Evaluation of Different Catalyst for the Formation of Diphenyl Selenide^a

entry	aryl halides	diaryl selenide	catalyst	time (h)	yield ^b (%)
1			nano-Fe ₂ O ₃	24	69
2			nano-Bi ₂ O ₃	24	71
3			nano-In ₂ O ₃	24	70
4			nano-NiO	24	72
5			nano-ZnO	24	65
6			nano-CuO	12	94
7			nano-Fe ₂ O ₃	24	64
8			nano-Bi ₂ O ₃	24	67
9			nano-In ₂ O ₃	24	63
10			nano-NiO	24	70
11			nano-ZnO	24	64
12			nano-CuO	12	89
13			nano-Fe ₂ O ₃	24	0
14			nano-Bi ₂ O ₃	24	25
15			nano-In ₂ O ₃	24	0
16			nano-NiO	24	60
17			nano-ZnO	24	30
18			nano-CuO	14	82

^a Reaction conditions: Iodobenzene (1.0 mmol), diphenyl diselenide (0.5 mmol), catalyst (2.0 mol %), KOH (2.0 equiv), DMSO (2.0 mL), 110 °C, under a nitrogen atmosphere. ^b Isolated yield.

much lower than CuO nano particles. The yields were highly dependent upon the reaction temperatures and the base.

(7) (a) Gujadhur, R. K.; Venkataraman, D. *Tetrahedron Lett.* **2003**, 44, 81. (b) Taniguchi, N.; Onami, T. *J. Org. Chem.* **2004**, 69, 915. (c) Nishiyama, Y.; Tokunaga, K.; Sonoda, N. *Org. Lett.* **1999**, 1, 1725. (d) Beletskaya, I. P.; Sigeev, A. S.; Peregudov, A. S.; Petrovskii, P. V. *J. Organomet. Chem.* **2000**, 605, 96.

(8) Kumar, S.; Engman, L. *J. Org. Chem.* **2006**, 71, 5400.

(9) (a) Pacchioni, G. *Surf. Rev. Lett.* **2000**, 7, 277. (b) Knight, W. D.; Clemenger, K.; de Heer, W. A.; Saunders, W. A. M.; Chou, Y.; Cohen, M. L. *Phys. Rev. Lett.* **1984**, 52, 2141. (c) Kaldor, A.; Cox, D.; Zakin, M. R. *Adv. Chem. Phys.* **1988**, 70, 211.

(10) (a) Rout, L.; Sen, T. K.; Punniyamurthy, T. *Angew. Chem., Int. Ed.* **2007**, 46, 5583. (b) Choudary, B. M.; Kantam, M. L.; Ranganath, K. V. S.; Mahender, K.; Sreedhar, B. *J. Am. Chem. Soc.* **2004**, 126, 3396. (c) Choudary, B. M.; Ranganath, K. V. S.; Pal, U.; Kantam, M. L.; Sreedhar, B. *J. Am. Chem. Soc.* **2005**, 127, 13167. (d) Kantam, M. L.; Laha, S.; Yadav, J.; Choudary, B. M.; Sreedhar, B. *Adv. Synth. Catal.* **2006**, 348, 867. (e) Zhang, J.; Zhang, Z.; Wang, Y.; Zheng, X.; Wang, Z. *Eur. J. Org. Chem.* **2008**, 511. (f) Beckers, J.; Rothenberg, G. *Dalton Trans.* **2008**, 6573. (g) Thathagar, M. B.; Beckers, J.; Rothenberg, G. *Adv. Synth. Catal.* **2003**, 345, 979.

To explore the scope of this novel transformation, a coupling reaction of diphenyl diselenide with various substituted aryl halides was evaluated (Table 3). In general, all

Table 3. CuO-Nanoparticle-Catalyzed Cross-Coupling of Iodobenzene with Diphenyl Diselenide^a

entry	aryl halide	product	time (h)	yield ^b (%)
1			12	94
2			12	65
3			12	10
4			12	89
5			12	59
6			12	88
7			12	86
8			12	86
9			12	85
10			12	89
11			12	89
12			12	88
13			14	84
14			14	86
15			14	83
16			12	82
17			12	87
18			12	54

^a Reaction condition: Diphenyl diselenide (0.5 mmol), iodobenzene (1.0 mmol), CuO nanoparticles (2.0 mol %), KOH (2.0 equiv) and DMSO (2.0 mL) were stirred under a nitrogen atmosphere, 110 °C. ^b Yield of the isolated product.

reactions were very clean, and the diaryl selenides were obtained in high yields under the optimized conditions. This protocol efficiently coupled diphenyl diselenide with electron-rich and electron-neutral and electron-deficient aryl iodides (Table 3, entries 1–18). Sterically demanding ortho substituents did not hamper the arylation reaction and the corresponding diaryl selenides were obtained in good yield (Table 3, entries 14, 15). Furthermore, iodobenzene was a more reactive substrate than chlorobenzene or bromobenzene (Table 3, entries 1, 2, 3). Consequently, cross-coupling reactions with chloro substituted aryl iodides proceeded exclusively at the iodo group. Unfortunately, all attempts to couple aliphatic dimethyl diselenide with aryl halides were

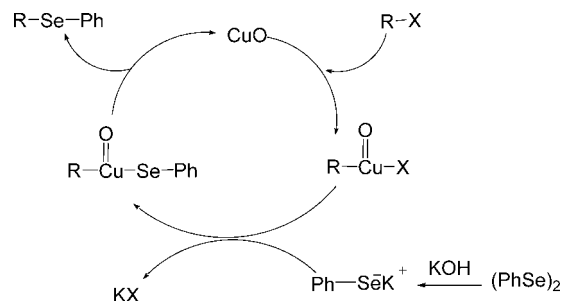
not successful. To check for recyclability, the catalyst was centrifuged from the reaction mixture and dried in vacuo. It could then be reused for further catalytic reactions. The yields of diaryl selenides after two to three recycles were almost same without loss of catalytic activity (Table 4).

Table 4. Recycling of CuO Nanoparticles

recycles	yield (%)	catalyst recovery (%)
1	94	93
2	91	91
3	90	89

A plausible mechanism for the CuO nano particle catalyzed C–Se cross-coupling of arylhalides and diphenyl diselenide is illustrated in Scheme 2.

Scheme 2. Plausible Reaction Pathway for the CuO-Nanoparticle-Catalyzed C–Se Cross-Coupling of aryl halides with Diphenyl Diselenide in the Presence of KOH



In conclusion, we have developed a nanocrystalline CuO-catalyzed coupling of aryl halides with diphenyl diselenide to form diaryl selenide under ligand-free conditions in excellent yields. This new coupling reaction underlines the potential of using nanocrystalline CuO as a very user-friendly, inexpensive, and efficient catalyst for the coupling of carbon-heteroatom. The catalyst can be easily recovered and reused. We are in the process of expanding the substrate scope of the reaction.

Acknowledgment. We thank CSIR and UGC, New Delhi, for the award of fellowships.

Supporting Information Available: Detailed experimental procedures and copies of analytical data. This material is available free of charge via the Internet at <http://pubs.acs.org>.

OL802734F

(11) In this reaction, DMSO may also be acting as a reducing agent required in the reaction by producing dimethyl ion in the presence of KOH as suggested by one of the reviewers. Hunter, D. H.; Cram, D. J. *J. Am. Chem. Soc.* **1966**, *88*, 5765.